


How Do I

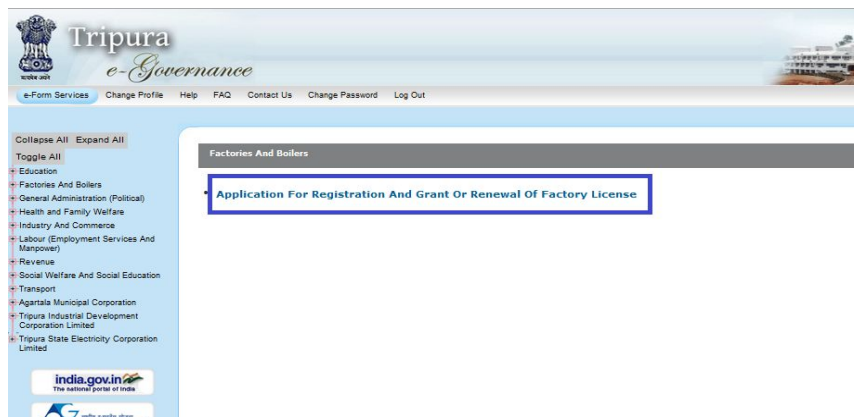
Submitting online Application For Registration And Grant Or Renewal Of Factory License:

Step 1: Log into the Online Application site by providing the CAN and Password given at the time of Registration done.

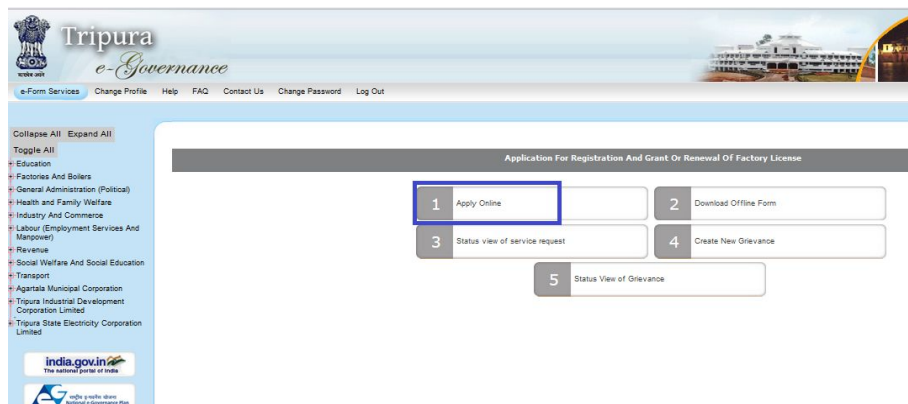
Step 2: Click on 'Factories & Boilers' department.



Step 3: Click on "Application For Registration And Grant Or Renewal Of Factory License"



Step 4: Click on 'Apply Online'.



Step 5: Fill the form properly. Please note all fields marked by * are mandatory.

Application for Registration and Grant or Renewal of Factory License

UD	<input type="text"/>
CAN	018000000101
For the Year	2015
Purpose of the application	Application for New Factory Registration
Name of the Factory	<input type="text"/>
Applicant's Details	
Applicant's Name	<input type="text"/>
Applicant's Salutation	* Mr. <input type="text"/>
Applicant's First Name	Manisankar
Applicant's Middle Name	<input type="text"/>
Applicant's Last Name	* Bhosmik
Gender	Male <input type="text"/>
Applicant's Profession	<input type="text"/>
Communication Address of the Applicant	

Step 6: After click on “NEXT” Button, please review the data. If any correction required, click on BACK button and do the correction. Then click on “CONFIRM” button.

Step 7: Next page will be for Attaching supporting documents. Here please attach all the scanned documents which are applicable, in JPG, JPEG, PDF, GIF, PNG format only. Scan document in 200 dpi to keep the file size small because total attached file size allowed is 1024 Kbps..

Note: Only JPG, JPEG, PDF, GIF, PNG Formats Are Allowed

Sl.No	Documents enclosed	Attach Document
1	* Land Document	<input type="button" value="Browse..."/> No file selected. Attach
2	* Nationality Proof	<input type="button" value="Browse..."/> No file selected. Attach
3	* Plan Drawing with Site Plan (scan in 200 dpi resolution)	<input type="button" value="Browse..."/> No file selected. Attach
4	Treasury Challan for approval of drawing	<input type="button" value="Browse..."/> No file selected. Attach
5	Treasury Challan for renewal	<input type="button" value="Browse..."/> No file selected. Attach
6	Treasury Challan for duplicate license	<input type="button" value="Browse..."/> No file selected. Attach
7	Manufacturing Flowchart	<input type="button" value="Browse..."/> No file selected. Attach
8	Memorandum of Association (in case of Company)	<input type="button" value="Browse..."/> No file selected. Attach
9	Treasury Challan for amendment	<input type="button" value="Browse..."/> No file selected. Attach
10	Consent Letter from Tripura State Pollution Control Board	<input type="button" value="Browse..."/> No file selected. Attach
...	Any other Document	<input type="button" value="Browse..."/> No file selected. Attach

Step 8: Once all relevant documents are attached, click on “SUBMIT” button to save the application.

Step 9: On Successful submission of the Application, an Acknowledgement slip will be generated. Please note down the Application ID No or take a print out of the Acknowledgement slip for future reference.