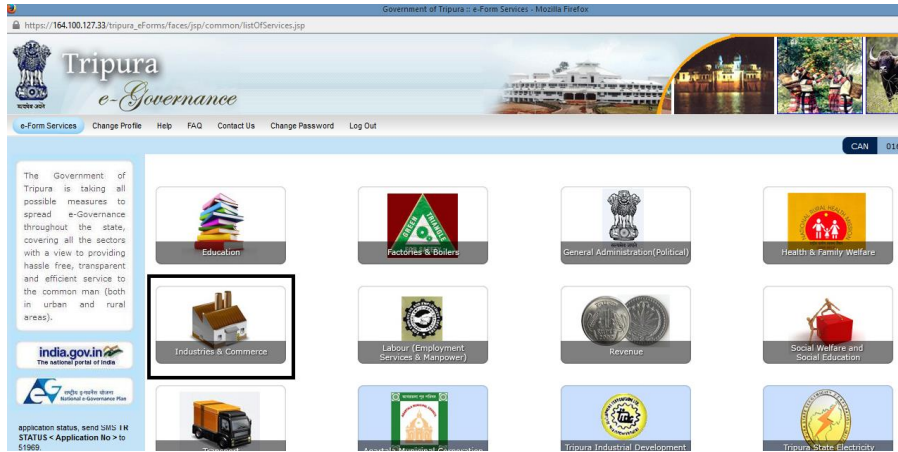


How Do I

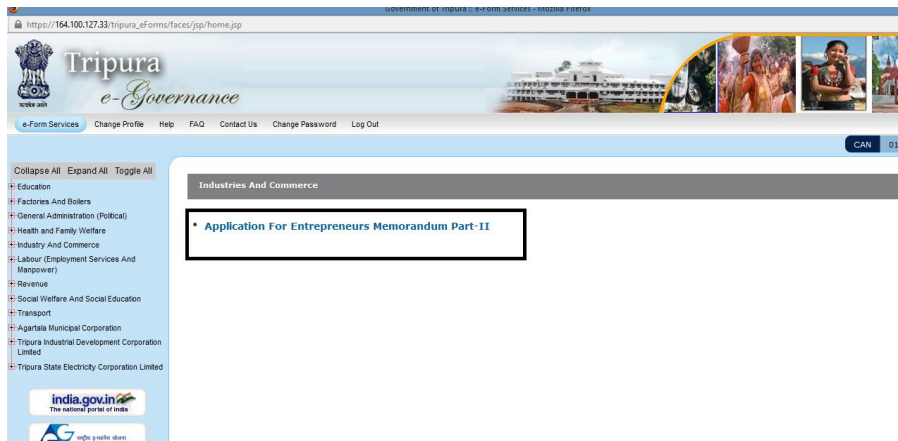
Submitting Online Application For Entrepreneurs Memorandum Part-II:

Step 1: Log into the Online Application site by providing the CAN and Password given at the time of Registration done.

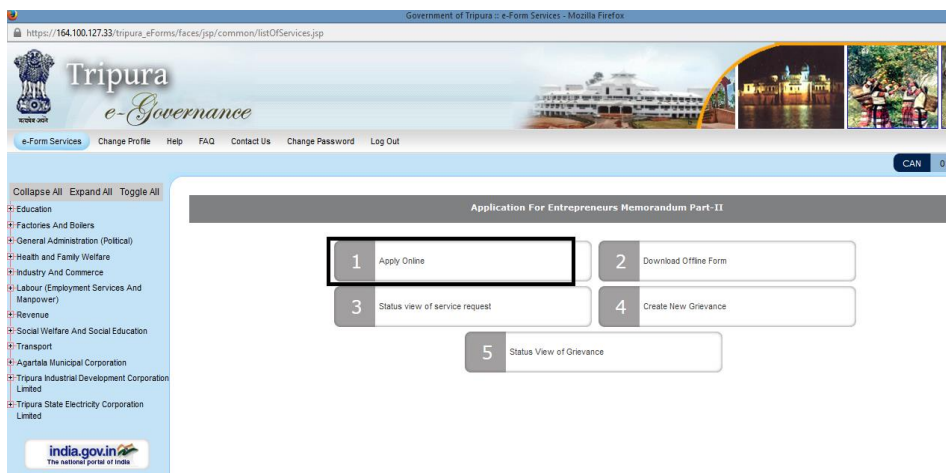
Step 2: Click on icon of 'Industries & Commerce' department.



Step 3: Click on "Application For Entrepreneurs Memorandum Part-II".



Step 4: Click on 'Apply online'.



Step 5: Fill the form properly. Please note all fields marked by * are mandatory.

Application For Entrepreneur's Memorandum Part II - Mozilla Firefox

https://164.100.127.33/tripura_eForms/faces/jsp/industryAndCommerce/entrepreneurMemorandum2/entrepreneurMemorandum2.jsp

Tripura e-Governance

e-Form Services Change Profile Help FAQ Contact Us Change Password Log Out

CAN 0160

Collapse All Expand All Toggle All

- Education
- Factories And Boilers
- General Administration (Political)
- Health and Family Welfare
- Industry And Commerce
- Labour (Employment Services And Manpower)
- Revenue
- Social Welfare And Social Education
- Transport
- Agartala Municipal Corporation
- Tripura Industrial Development Corporation Limited
- Tripura State Electricity Corporation Limited

india.gov.in The national portal of India

Application for Entrepreneur's Memorandum Part II

PART-II To be filled up and submitted to the District Industries Center after commencement of Production/Activity

UID

CAN 01600000004

Applicant's Details

Salutation * Mr.

Applicant's First Name Uttam

Applicant's Middle Name

Applicant's Last Name * Podder

Present Address of the Applicant

Country * India

Step 6: After click on “NEXT” Button, please review the data. If any correction required, click on BACK button and do the correction. Then click on “CONFIRM” Button.

Step 7: Next page will be for Attaching supporting documents. Here please attach all the scanned documents which are applicable, in JPG, JPEG, PDF, GIF, PNG format only. Scan document in 200 dpi to keep the file size small because total attached file size allowed is 1024 Kbps.

Attachment - Mozilla Firefox

https://164.100.127.33/tripura_eForms/faces/jsp/industryAndCommerce/entrepreneurMemorandum2/entrepreneurMemorandum2Confirm.jsp

Tripura e-Governance

e-Form Services Change Profile Help FAQ Contact Us Change Password Log Out

CAN 016000

Note: Only JPG, JPEG, PDF, GIF, PNG Formats Are Allowed. And Total Attached Files Size Should Not Be Greater Than 1024 Kbps.

| SI.No | Documents enclosed | Attach Document |
|-------|--|---|
| 1 | Self-Certified copy of power of Attorney / Board Resolution / Society Resolution while signing as Partner / Managing Director or Authorized person | <input type="button" value="Browse..."/> No file selected. Attach |
| 2 | A certified/notarized copy of the Partnership Deed/Memorandum of association/Articles of Association in case of Medium Enterprises | <input type="button" value="Browse..."/> No file selected. Attach |

Services are owned and provided by the concerned Department / Organization of Government of Tripura. Developed by Directorate of Information Technology, Govt. India.
e-mail: it.tripura@gmail.com/it-dept-tr@nic.in
Note : Application is best viewed in IE-8 or Mozilla Firefox-19.

Step 8: Once all relevant documents are attached, click on “SUBMIT” button to save the application.

Step 9: On Successful submission of the Application, an Acknowledgement slip will be generated. Please note down the Application ID No or take a print out of the Acknowledgement slip for future reference.