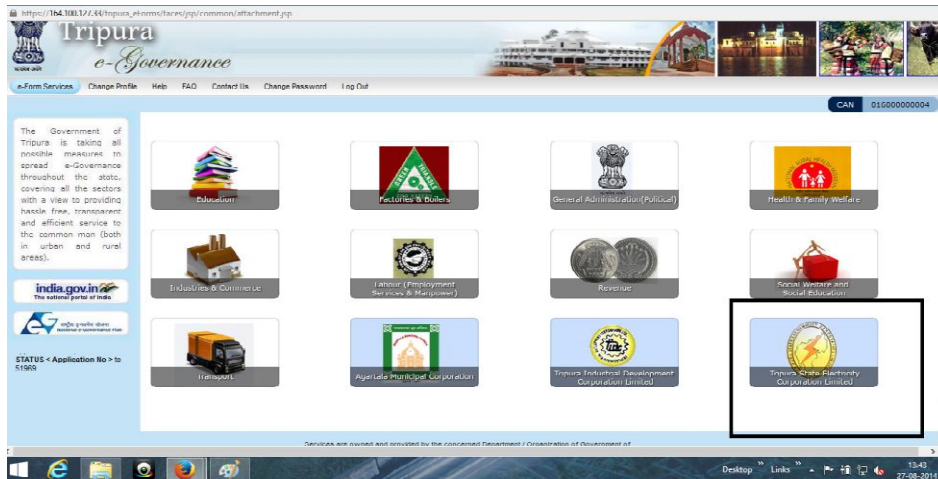


How Do I

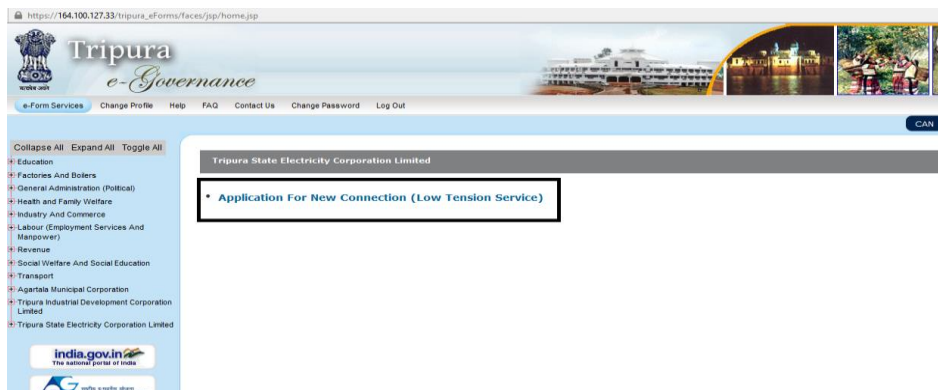
Submitting Online Application for New Electricity Connection (Low Tension Service):

Step 1: Log into the Online Application site by providing the CAN and Password given at the time of Registration done.

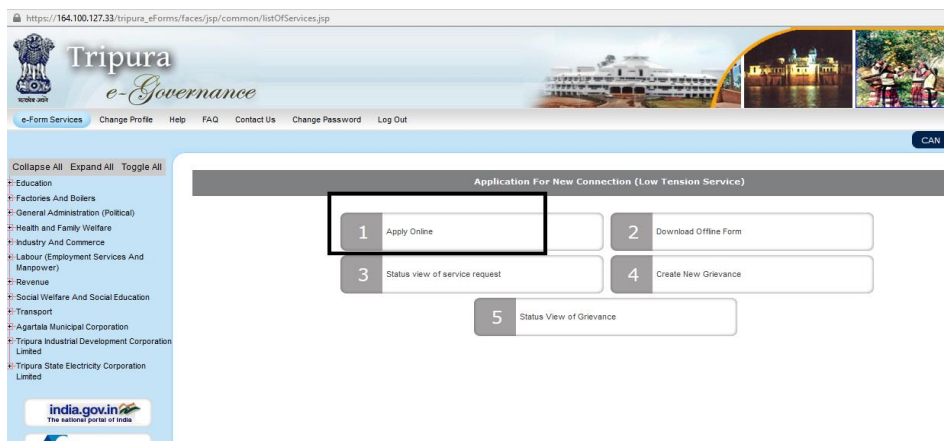
Step 2: Click on icon of 'Tripura State Electricity Corporation Limited' department.



Step 3: Click on "Application for New Connection (Low Tension Service)".



Step 4: Click on 'Apply online'.



Step 5: Fill the form properly. Please note all fields marked by * are mandatory.

Application for New Connection (Low Tension Service)

FOR REQUISITION FOR SUPPLY OF ENERGY UNDER CLAUSE – VI(5) TO THE SCHEDULE TO THE ACT

UID:

CAN: 01600000004

To the Tripura State Electricity Corporation Limited

Electrical Division: * --Select--

Electrical Subdivision: * --Select--

Applicant / Organization Details

Name of (Applicant / Organization): * Applicant

Applicant's Salutation: * Mr

Applicant's First Name: Uttam

Step 6: After click on “NEXT” Button, please review the data. If any correction required, click on BACK button and do the correction. Then click on “CONFIRM” Button.

Step 7: Next page will be for Attaching supporting documents. Here please attach all the scanned documents which are applicable, in JPG, JPEG, PDF, GIF, PNG format only. Scan document in 200 dpi to keep the file size small because total attached file size allowed is 1024 Kbps.

Note: Only JPG, JPEG, PDF, GIF, PNG Formats Are Allowed. And Total Attached Files Size Should Not Be Greater Than 1024 Kbps.

| Sl.No | Documents enclosed | Attach Document |
|-------|--|--|
| 1 | * Identity Proof(Electoral Identity Card/ Passport/ Driving License/ Ration Card/ Photo identity card issued by Government agency or Certificate from village Pradhan / Palwan / Lekhpai / village level worker / village chowkidar / Primary School Teacher/ in-charge of primary health centre) | Browse... No file selected. Attach |
| 2 | * Proof of current address (Electoral Identity Card/ Passport/ Driving License/ Ration Card/ Photo identity card issued by Government agency/ Statement of running Bank Account/ Bill of Water / Telephone / Electricity / Gas connection/ Income Tax assessment order) | Browse... No file selected. Attach |
| 3 | * Passport Size Photo (Face image) | Browse... No file selected. Attach |
| 4 | * Proof of ownership of occupancy of premises-- (Copy of sale deed or lease deed or in the case of agricultural connections a copy of khasra, khatauni, khata nalka / Registered General Power of Attorney / Municipal tax receipt or Demand notice or other related document / Letter of allotment / An applicant who is not an owner but an occupier of the premises shall along with any one of the documents listed at above also furnish a no objection certificate from owner of the premises) | Browse... No file selected. Attach |
| 5 | For Industrial consumers: Valid Industrial License, if applicable | Browse... No file selected. Attach |
| 6 | For Agricultural consumers: No Objection Certificate from competent government authority for tube | Browse... No file selected. Attach |

Step 8: Once all relevant documents are attached, click on “SUBMIT” button to save the application.

Step 9: On Successful submission of the Application, an Acknowledgement slip will be generated. Please note down the Application ID No or take a print out of the Acknowledgement slip for future reference.