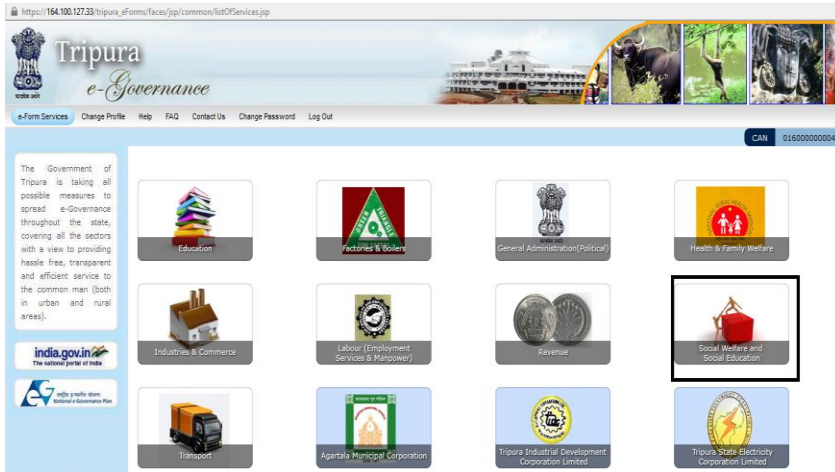


## How Do I

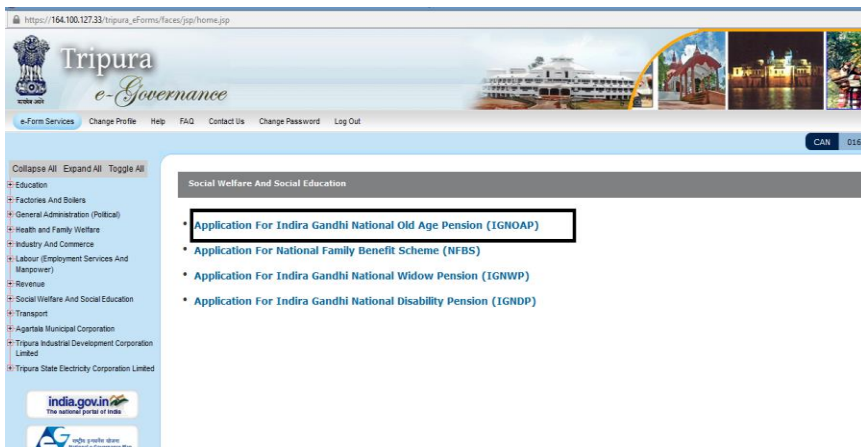
### Submitting Online Application for Indira Gandhi National Old Age Pension (IGNOAP):

Step 1: Log into the Online Application portal by providing the CAN and Password given at the time of Registration done.

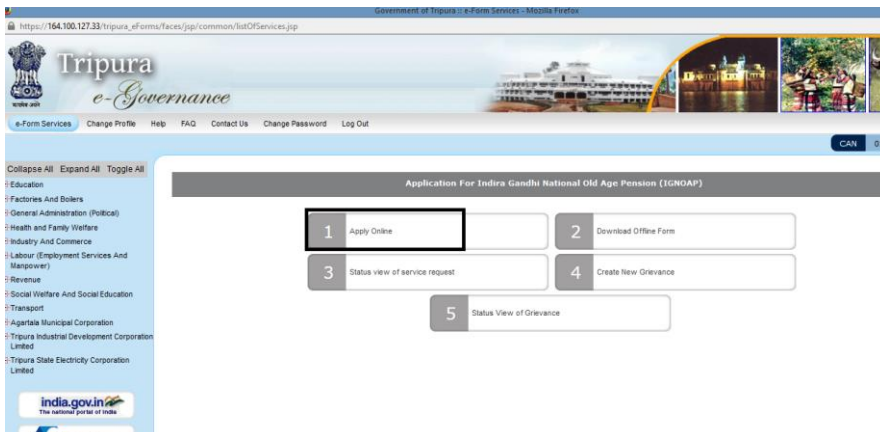
Step 2: Click on icon of 'Social welfare & Social Education' department.



Step 3: Click on "Application for Indira Gandhi National Old Age Pension (IGNOAP)".



Step 4: Click on 'Apply online'.



Step 5: Fill the form properly. Please note all fields marked by \* are mandatory.

Application For Indra Gandhi National Old Age Pension (IGNOAP) - Mozilla Firefox

https://164.100.127.33/tripura\_eForms/faces/jsp/socialWelfare/oldAgePension/oldAgePension.jsp

Tripura e-Governance

e-Form Services Change Profile Help FAQ Contact Us Change Password Log Out

CAN 016

Collapse All Expand All Toggle All

Education  
Factories And Soters  
General Administration (Political)  
Health and Family Welfare  
Industry And Commerce  
Labour (Employment Services And Manpower)  
Revenue  
Social Welfare And Social Education  
Transport  
Agartala Municipal Corporation  
Tripura Industrial Development Corporation Limited  
Tripura State Electricity Corporation Limited

Application for Indra Gandhi National Old Age Pension (IGNOAP)

UID

CAN 01600000004

Subject: Application form for Indra Gandhi National Old Age Pension scheme for men/women of the age above 60years, who belong to BPL category

Applicant's Details

Salutation \*

Applicant's First Name

Applicant's Middle Name

Applicant's Last Name \*

Father's Name \*

Dalinnv

india.gov.in The national portal of India

Step 6: After click on “NEXT” Button, please review the data. If any correction required, click on BACK button and do the correction. Then click on “CONFIRM” Button.

Step 7: Next page will be for Attaching supporting documents. Here please attach all the scanned documents which are applicable, in JPG, JPEG, PDF, GIF, PNG format only. Scan document in 200 dpi to keep the file size small because total attached file size allowed is 1024 Kbps.

attachments - Mozilla Firefox

https://164.100.127.33/tripura\_eForms/faces/jsp/socialWelfare/oldAgePension/oldAgePensionConfirm.jsp

Tripura e-Governance

e-Form Services Change Profile Help FAQ Contact Us Change Password Log Out

CAN 016

Note: Only JPG, JPEG, PDF, GIF, PNG Formats Are Allowed. And Total Attached Files Size Should Not Be Greater

Sl.No	Documents enclosed	Attach Document
1	* Age Proof	<input type="button" value="Browse..."/> No file selected. <a href="#">Attach</a>
2	* Passport Size Photo (Face image)	<input type="button" value="Browse..."/> No file selected. <a href="#">Attach</a>
3	* BPL card/BPL ration card	<input type="button" value="Browse..."/> No file selected. <a href="#">Attach</a>
4	* Income Proof	<input type="button" value="Browse..."/> No file selected. <a href="#">Attach</a>
5	Proof of Address (P.R.T.C. /Electricity Bill/ Voters ID Card etc.)	<input type="button" value="Browse..."/> No file selected. <a href="#">Attach</a>
6	EPC card of applicant	<input type="button" value="Browse..."/> No file selected. <a href="#">Attach</a>
7	Primary level Marksheet	<input type="button" value="Browse..."/> No file selected. <a href="#">Attach</a>
8	Primary level Certificate	<input type="button" value="Browse..."/> No file selected. <a href="#">Attach</a>
9	Middle/Lower Secondary Marksheet	<input type="button" value="Browse..."/> No file selected. <a href="#">Attach</a>

Step 8: Once all relevant documents are attached, click on ‘SUBMIT’ button to save the application.

Step 9: On Successful submission of the Application, an Acknowledgement slip will be generated. Please note down the Application ID No or take a print out of the Acknowledgement slip for future reference.