


How Do I

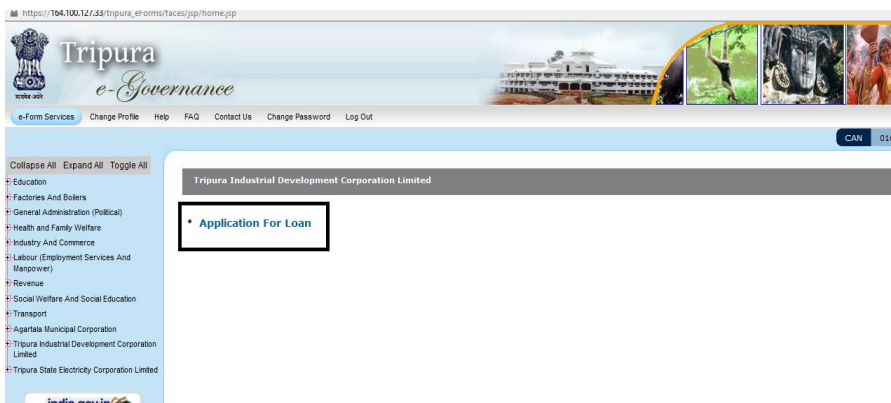
Submitting Online Application for Loan under TIDC:

Step 1: Log into the Online Application site by providing the CAN and Password given at the time of Registration done.

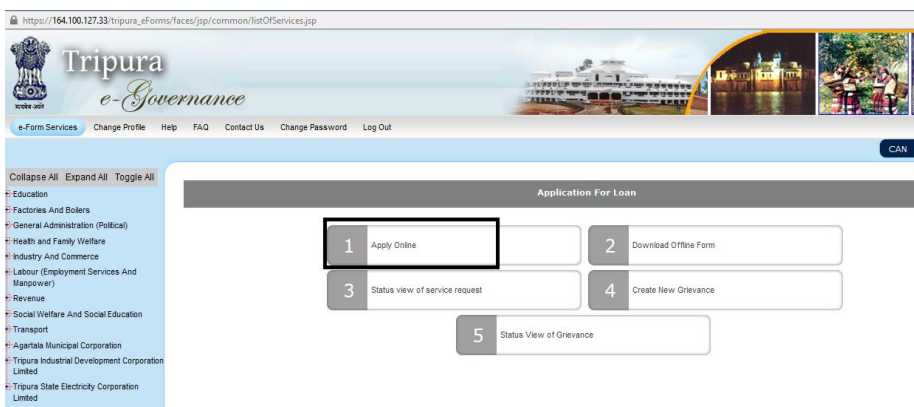
Step 2: Click on icon of ‘Tripura Industrial Development Corporation Limited’ department.



Step 3: Click on “Application for Loan”.



Step 4: Click on ‘Apply online’.



Step 5: Fill the form properly. Please note all fields marked by * are mandatory.

https://164.100.127.33/tripura_eForms/faces/jsp/tidc/loan.jsp

Application for Loan

UID: CAN 016000000004

BEFORE APPLYING PLEASE ENSURE THAT YOU SATISFY THE FOLLOWING
In case of MICRO, SMALL AND MEDIUM ENTERPRISES (MSME) the unit is/will be engaged in processing/manufacturing/preservation of goods OR rendering/providing Services (but excluding Trading activity).

Type of Loan: --Select--

NAME OF THE UNIT/ PROPRIETOR/PARTNERS/ DIRECTORS

Sl.No	Name of the Unit	Name of Proprietor/Partner/Director	Telephone Number	Age	Qualification	Experience(years)	Marit
1							--Sele

Add More Delete

Step 6: After click on “NEXT” Button, please review the data. If any correction required, click on BACK button and do the correction. Then click on “CONFIRM” Button.

Step 7: Next page will be for Attaching supporting documents. Here please attach all the scanned documents which are applicable, in JPG, JPEG, PDF, GIF, PNG format only. Scan document in 200 dpi to keep the file size small because total attached file size allowed is 1024 Kbps.

https://164.100.127.33/tripura_eForms/faces/jsp/tidc/loanConfirm.jsp

Note: Only JPG,JPEG,PDF,GIF,PNG Formats Are Allowed. And Total Attached Files Size Should Not Be Greater Than 1024 Kbps.

Sl.No	Documents enclosed	Attach Document
1	• Copy of Money Receipt in support of payment of Processing Fees (For Processing fee details please visit www.tidc.in)	Browse... No file selected. Attach
2	• Quotations of Machinery and Raw Material etc./ Quotation for Vehicle	Browse... No file selected. Attach
3	• Caste Certificate	Browse... No file selected. Attach
4	• Age Proof	Browse... No file selected. Attach
5	• Proof of Address (P.R.T.C./Electricity Bill/ Voters ID Card etc.)	Browse... No file selected. Attach
6	• Identity Proof	Browse... No file selected. Attach
7	• Passport Size Photo (Face Image)	Browse... No file selected. Attach
8	• Affidavit swearing that the Promoter is not a defaulter to any bank/PI	Browse... No file selected. Attach
9	• Copy of Money Receipt in support of payment of Application Fees (For Application fee details please visit www.tidc.in)	Browse... No file selected. Attach

Step 8: Once all relevant documents are attached, click on ‘SUBMIT’ button to save the application.

Step 9: On Successful submission of the Application, an Acknowledgement slip will be generated. Please note down the Application ID No or take a print out of the Acknowledgement slip for future reference.